

Stereo microscopes
for materials and life sciences

NexiusZoom

The standard in microscopy



zoom microscopes



Euromex NexusZoom stereo microscopes enable you to observe your specimen with the highest precision in three dimensional imaging

These high quality stereo microscopes are perfect for analyzing all kinds of material surfaces and for preparing biological samples



FEATURES

- 1 | Trinocular port for camera (optional)
- 2 | Binocular and trinocular heads with WF 10x/22 mm or -23 mm eyepieces
- 3 | Zoom ratio 1: 6.7x or 1: 8.4x
- 4 | 6.7x to 45x or 6.5x to 55x standard magnification
- 5 | Configurations from 2 to 220x magnification
- 6 | 3 W LED illumination
- 7 | Long working distance
- 8 | Various ergonomic stands
- 9 | 3 W LED illumination
- 10 | ESD safe coating (optional)

NexiusZoom

standard & EVO

Designed to be superior in accuracy and color reproduction. Furthermore, the highest possible resolution is reached with virtually no aberrations. Multilayer optical coatings ensure minimal light absorption and crisp images in every contrast method. Experience in ergonomics has resulted in microscopes allowing long working sessions without fatigue

Using additional lenses and objectives, magnifications from 2 up to 220 times can be achieved



NexiusZoom

EYEPIECES

Extended Wide Field HWF 10x eyepieces with 22 mm field of view and adjustable diopter on both eyepieces

HEAD

- Binocular or trinocular heads with 45° inclined tubes
- Both eyepieces have ± 5 diopter adjustments
- The interpupillary distance is adjustable between 54 and 75 mm

OBJECTIVE

- Zoom 1:6.7 objective for 6.7x to 45x magnifications
- Field of view from 35 to 4.2 mm
- Working distance of 110 mm
- Auxiliary lenses 0.3x, 0.4x, 0.5x, 0.75x, 1.5x and 2.0x are available
- Standard microscope magnification from 6.7x to 45x
- Configurations from 2x to 180x magnification

All optics are anti-fungus treated and anti-reflection coated for maximum light throughput

NexiusZoom EVO

EYEPIECES

Extended Wide Field HWF 10x eyepieces with 23 mm field of view and adjustable diopter on both eyepieces

HEAD

- Binocular or trinocular heads are with 45° inclined tubes
- Both eyepieces have ± 5 diopter adjustments
- The interpupillary distance is adjustable between 54 and 75 mm

OBJECTIVE

- Zoom 1:8.4 objective for 6.5x to 55x magnifications
- Field of view from 33 to 4.9 mm
- Working distance of 110 mm
- Additional lenses 0.3x, 0.4x, 0.5x, 0.75x, 1.5x and 2.0x are available
- Standard microscope magnification from 6.5x to 55x
- Configurations from 2x to 220x magnification

All optics are anti-fungus treated and anti-reflection coated for maximum light throughput

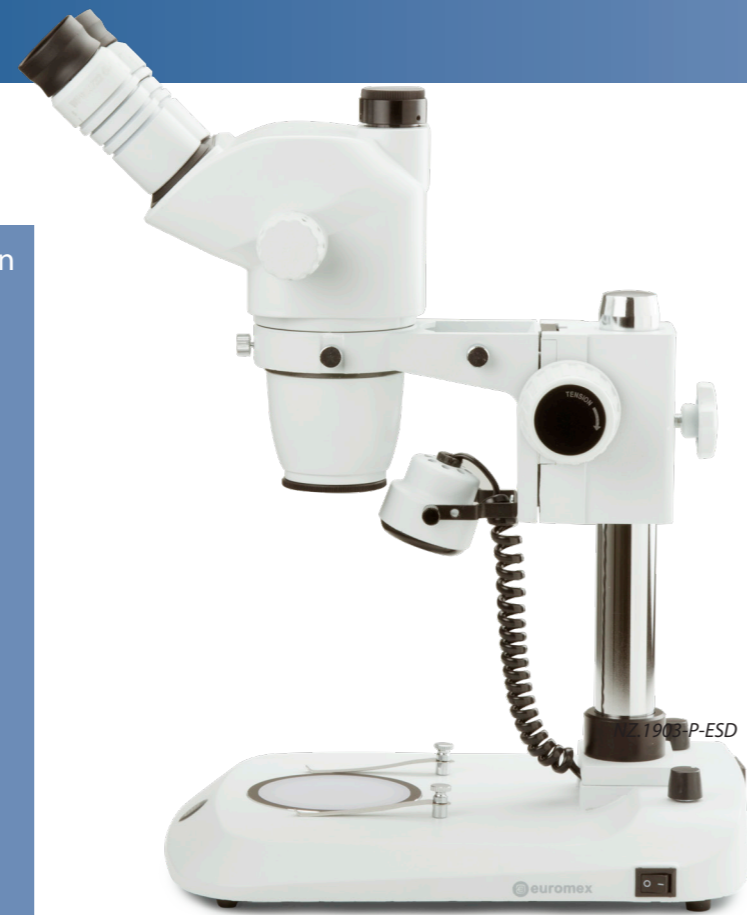
The newly optimized Greenough Optical System offers more depth of focus without compromising on low distortion and color aberration

NexiusZoom

ESD

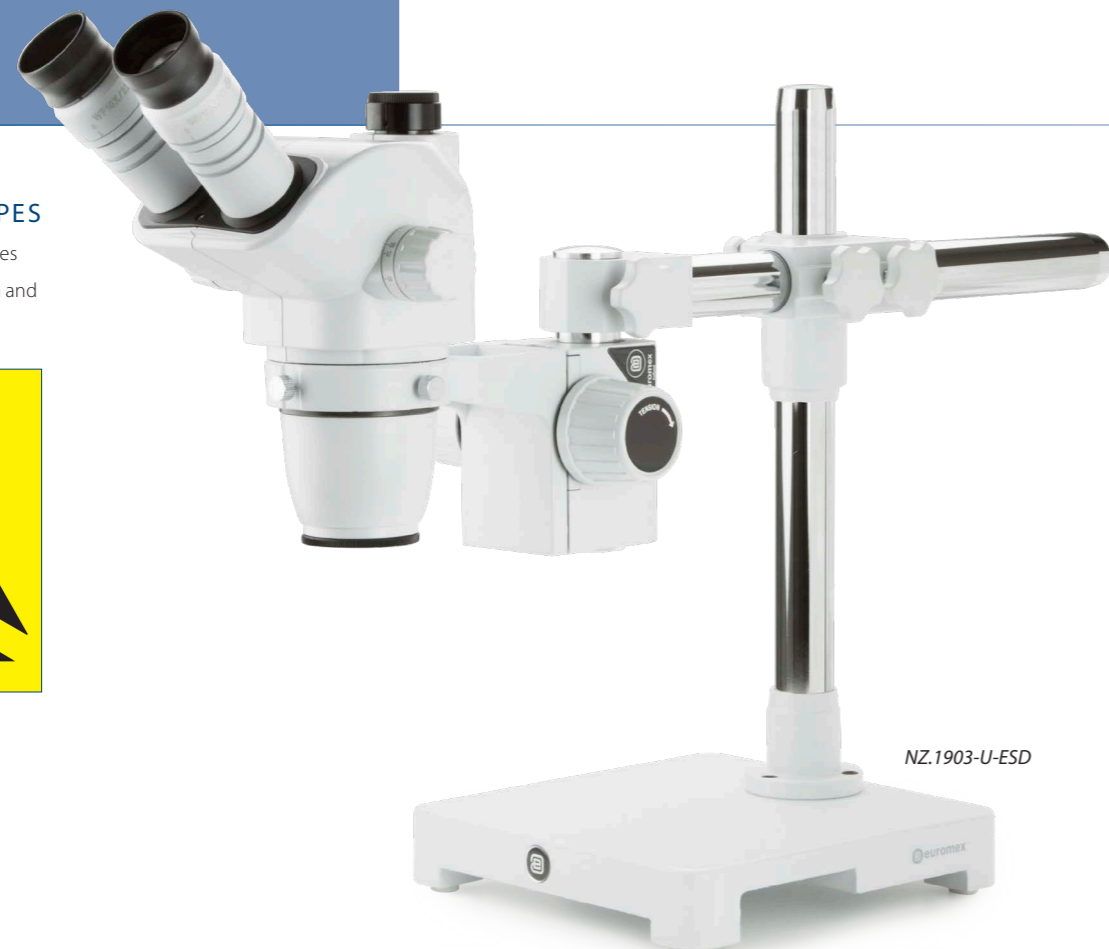
Electrostatic discharge (ESD) is the unwanted sudden flow of electricity between two electrically charged objects. ESD can cause a range of harmful effects as well as permanent damage to solid state electronic components

To solve this Euromex has introduced electrostatic protected microscopes in the NexiusZoom range. Special electrostatic dissipative paint eliminating harmful electrostatic discharges makes the microscope suitable for all static-sensitive environments. Ideal for all kinds of industry, inspection and assembly applications



ESD SAFE MICROSCOPES

Electrostatic protected microscopes for all kinds of industry, inspection and assembly applications




NZ.1903-P-ESD
The body and stand of the microscope are coated with a special electrostatic dissipative paint eliminating harmful electrostatic discharges, thus making the microscope suitable for all static-sensitive environments

NexusZoom

for gemology

The specialized backwards tilting stand of the NexusZoom and NexusZoom EVO stereo microscope for gemology applications offers 30 W halogen transmitted illumination towards the specimen at oblique angles. This enables the examination of your gems in perfect darkfield conditions



STAND


Ergonomic stand with 0 to 45° backwards tilting arm, including 76 mm head holder, suitable for darkfield and brightfield. Built-in 100-240 V power supply

STAGE

Flat darkfield stage with clamp object holder, iris diaphragm and incident illumination. Clamp object holder can be placed on left or right side

ILLUMINATION

The gemology models are available with two stands. Both are equipped with intensity adjustable 30 W halogen transmitted illumination towards the specimen at oblique angles. This enables the examination of specimen in perfect darkfield conditions. The incident illuminations are either intensity adjustable 1 W LED or a 7 W fluorescent illumination for brightfield contrast



NexiusZoom stands

The NexiusZoom stereo microscopes are supplied with a large choice of objectives and stands. Long working distances enable working comfortably under the microscope. Ideal for education, laboratories and industry

The NexiusZoom stands can be combined with both NexiusZoom and NexiusZoom EVO binocular and trinocular heads. Choose your system from the pre-combined sets or combine a microscope head with the stand of your choice



S stand (4)

Ergonomic flat rack and pinion stand, including incident and transmitted 3 W LED illumination, built-in 100-240 V power supply. Both illumination intensities can be adjusted separately. Maximum object height 58 mm. Including 76 mm head holder
NZ.9010

PG stand (5)

Ergonomic pillar stand including two incident LED illuminations with self-sustaining Goosenecks and one transmitted 3 W LED illumination. Built-in 100-240 V power supply. Maximum object height 148 mm. Including 76 mm head holder
NZ.9018



P stand (1)

Ergonomic flat pillar stand, including incident and transmitted 3 W LED illumination, built-in 100-240 V power supply. Both illumination intensities can be adjusted separately. Maximum object height 148 mm. Including 76 mm head holder
NZ.9015

U stand (2)

Universal single-arm stand for free observation of (large) objects. Mounted on a heavy base for maximum stability. Supplied without illumination. However, a wide range of illumination systems is available. Maximum object height 213 mm. NZ.9090 or NZ.9095 head holder
NZ.9020

M stand (3)

Ergonomic pillar stand with rotating mirror for oblique darkfield illumination. Especially developed for embryo collection and transfer. 3 W LED, built-in 100-240 V power supply, both illumination intensities can be adjusted separately. Maximum object height 148 mm. Including 76 mm head holder
NZ.9042



NexiusZoom stands

B stand 6

Universal double-arm stand for free observation of (large) objects.
-For working comfortably under the microscope. Mounted on a heavy base for maximum stability. Guided double arm that allows titling of the head. Supplied without illumination. However, a wide range of illumination systems is available. Maximum object height 213 mm. NZ.9090 or NZ.9095 head holder
NZ.9030

BC stand 7

Identical to the B stand but with a table-clamp mount.
NZ.9090 or NZ.9095 head holder
NZ.9032



AP stand 8

Articulated stand for free observation of (large) objects. For working comfortably under the microscope. Mounted on a heavy base for maximum stability. Flexible jointed arm for maximum flexibility. Supplied without illumination. However, a wide range of illumination systems is available. Maximum object height 185 mm.
NZ.9081 head holder
NZ.9027

A stand 9

Identical to the AP stand but with a table-clamp mount.
NZ.9081 head holder
NZ.9025



Basic stand with illumination 10

Large 320 x 285 mm pillar stand including adjustable transmitted 3 W LED illumination and 76 mm head holder. Built-in 100-240 V power supply. Including 76 mm head holder
NZ.9005

Basic stand 11

Large 320 x 285 mm pillar stand without illumination.
Including 76mm head holder
NZ.9000

Articulated stand 12

Stand with adjustable tilt, swivel and rotating functions. With desktop clamp for mounting on 10-85 mm tabletops. Can also be fixed on tables with drilled holes. Supplied with 76 mm headholder for NexiusZoom stereoheads. Also for StereoBlue zoom heads, MZ.4600 and MZ.4700 camera
NZ.9047



GEML stand 13

Specialized backwards tilting stand for gemology applications. Offers 30 W halogen transmitted illumination towards gems and stones at oblique angles in perfect darkfield and brightfield conditions. With stone holding tweezers and built-in Iris. Comes with additional 1 W LED incident illumination. Built-in 100-240 V power supply. Including 76 mm head holder
NZ.9035

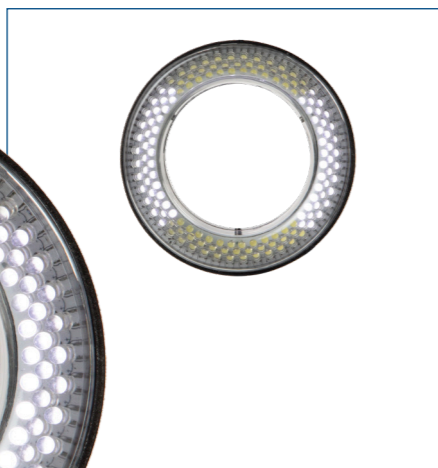
GEMF stand 14

Identical to the GEML stand but with additional 7W fluorescent gas-discharge lamp incident illumination. Including 76 mm head holder
NZ.9037



NexiusZoom illumination

Good illumination of an object is crucial for stereo microscopy. When the correct illumination is chosen the details of the observed object becomes more distinct. Comfort and desired light intensity are the factors that determine the choice



Ring illuminators

The LE.1973 and LE.1974 produce a clear and intense white light, suitable for lengthy quality control applications

LE.1974 ①

72 LEDs Compact mid-level ring light illumination with segmented control of illumination for all standard applications. Works through built on control buttons for segmentation and intensity


LE.1973 ②

144 LEDs ring light with high illuminance and segmented control of illumination for all kinds of demanding applications. Operates through remote control for segmentation and intensity



2

Segmentation of LED's (LE.1973)



Cold-light illuminators

Cold-light illuminators are commonly used types of illumination. They are crucial when positionable high intensity illumination is required

LE.5207

Multifunctional dual 3 W LED adjustable light source with Gooseneck flexible. Equipped with two flexible Gooseneck arms with LED illuminator

LE.5210

The multi functional 100 Watt cold light source LE.5210 is a commonly used cold light illuminator with a 100 Watt halogen lamp. The light intensity is fully adjustable. Supplied without light guide

LE.5211 and LE.5211-LED

These multi-functional 150 Watt Halogen or 30 W power LED cold light sources guarantee users of the highest available light intensity. The light intensity is fully adjustable. Supplied without light guide (to be ordered separately)

LE.5212

The Euromex illumination station comes with independently controlled goosenecks, ring light and transmitted stage illuminator, making it a complete illumination solution. The base can be used as a stand-alone tabletop unit or it can be slid over a pole stand. The interchangeable 3W powerLED goosenecks allow flexible angle illumination, while the 24000 Lux ring light allows homogeneous illumination from above. The transmitted light stage illuminator (8000Lux) is designed for translucent objects



LE.5212 combined with a NZ.9000 stand and head (NZ.5902)



LE.5211 and LE.5211-LED

Mechanical stages & positioning tables

Stages can be an ideal tool for stereo microscopes when delicate positioning or heating of a specimen is needed

AE.5168-NZ ①

Heating stage with X/Y mechanical stage.
Temperature range: up to 50°C. LED display for set temperature (1 degree) and measured temperature (0.1 degree). For -S and -P stands*

NZ.9505 ②

Mechanical 180 x 155 mm X-Y stage with 75 x 75 mm translation and transparent glass plate.
For -S and -P stands*

The stages are designed for -S and -P stands. For other models, send your request

* Supplied with new microscopes only



models & magnifications

NEXIUSZOOM 0.67X - 4.5X (HWF 10X/22MM)

MODELS	Bino	Trino	Pillar stand (-P)	Rack & pinion stand (-S)	Universal stand (-U)	Boom stand on heavy base plate (-B)	Boom stand on table clamp (-BC)	Articulated arm stand on table clamp (-A)	Articulated arm stand on heavy base plate (-AP)	Gooseneck dual LED (-PG)	Mirror LED (-M)	Weight (kg)
NZ.1902-P	•		•									5.0
NZ.1902-PG	•		•							•		5.1
NZ.1902-M	•		•								•	4.9
NZ.1902-S	•			•								4.9
NZ.1902-U	•				•							15.6
NZ.1902-B	•					•						22.1
NZ.1902-BC	•						•					10.5
NZ.1902-A	•							•				8.6
NZ.1902-AP	•								•			20.7
NZ.1903-P		•	•									5.2
NZ.1903-PG		•	•							•		5.3
NZ.1903-M		•	•								•	5.1
NZ.1903-S		•		•								5.1
NZ.1903-U		•			•							15.7
NZ.1903-B		•				•						22.2
NZ.1903-BC		•					•					10.6
NZ.1903-A		•						•				8.7
NZ.1903-AP		•							•			20.8

NEXIUSZOOM EVO 0.65X - 5.5X (HWF 10X/23MM)

MODELS	Bino	Trino	Pillar stand (-P)	Rack & pinion stand (-S)	Universal stand (-U)	Boom stand on base plate (-B)	Boom stand on table clamp (-BC)	Articulated arm stand on table clamp (-A)	Articulated arm stand on base plate (-AP)	Gooseneck dual LED (-PG)	Mirror LED (-M)	Weight (kg)
NZ.1702-P	•		•									5.0
NZ.1702-PG	•		•							•		5.1
NZ.1702-M	•		•								•	4.9
NZ.1702-S	•			•								4.9
NZ.1702-U	•				•							15.6
NZ.1702-B	•					•						22.1
NZ.1702-BC	•						•					10.5
NZ.1702-A	•							•				8.6
NZ.1702-AP	•								•			20.7
NZ.1703-P		•	•									5.2
NZ.1703-PG		•	•							•		5.3
NZ.1703-M		•	•								•	5.1
NZ.1703-S		•		•								5.1
NZ.1703-U		•			•							15.7
NZ.1703-B		•				•						22.2
NZ.1703-BC		•					•					10.6
NZ.1703-A		•						•				8.7
NZ.1703-AP		•							•			20.8

COMPATIBILITY TABLE AUXILIARY LENSES

MODELS	0.3x magnification	0.4x magnification	0.5x magnification	0.75x magnification	1.5x magnification	2x magnification
NZ.9000/9005			•	•	•	•
NexiusZoom-P, -M, -PG			•	•	•	•
NexiusZoom-P ESD			•	•	•	•
NexiusZoom-S			•	•	•	•
NexiusZoom-S ESD			•	•	•	•
NexiusZoom-A, -AP	•	•	•	•	•	•
NexiusZoom-U, -B, -BC	•	•	•	•	•	•
NexiusZoom-U-ESD, -B-ESD	•	•	•	•	•	•

NEXIUSZOOM ESD 0.67X - 4.5X (HWF 10X/22MM)

MODELS	Binocular	Trinocular	Pillar stand (-P)	Rack & pinion stand (-S)	Universal stand (-U)	Boom stand (-B)	Weight (kg)
NZ.1902-P-ESD	•		•				5.0
NZ.1902-S-ESD	•			•			4.9
NZ.1902-U-ESD	•				•		15.6
NZ.1902-B-ESD	•					•	22.1
NZ.1903-P-ESD		•	•				5.2
NZ.1903-S-ESD		•		•			5.1
NZ.1903-U-ESD		•			•		15.7
NZ.1903-B-ESD		•				•	22.2

Magnifications

NexiusZoom standard & ESD: Working distance and field of view with standard HWF 10x / 22 High Wide Field eyepieces

Zoom indication	Auxiliary lens 0.3x WD 287 mm		Auxiliary lens 0.4x WD 220 mm		Auxiliary lens 0.5x WD 183 mm		Auxiliary lens 0.75x WD 105 mm		Objective 1x (standard) WD 110 mm		Auxiliary lens 1.5x WD 53 mm		Auxiliary lens 2x WD 34 mm	
	Total mag.	FoV in mm	Total mag.	FoV in mm	Total mag.	FoV in mm	Total mag.	FoV in mm	Total mag.	FoV in mm	Total mag.	FoV in mm	Total mag.	FoV in mm
0.67	2.0	109.5	2.7	82.1	3.35	65.7	5.0	43.8	6.7	32.8	10.1	21.9	13.4	16.4
0.7	2.1	104.8	2.8	78.6	3.5	62.9	5.3	41.9	7.0	31.4	10.5	21.0	14.0	15.7
0.8	2.4	91.7	3.2	68.8	4.0	55.0	6.0	36.7	8.0	27.5	12.0	18.3	16.0	13.8
1.0	3.0	73.3	4.0	55.0	5.0	44.0	7.5	29.3	10.0	22.0	15.0	14.7	20.0	11.0
1.5	4.5	48.9	6.0	36.7	7.5	29.3	11.3	19.6	15.0	14.7	22.5	9.8	30.0	7.3
2.0	6.0	36.7	8.0	27.5	10.0	22.0	15.0	14.7	20.0	11.0	30.0	7.3	40.0	5.5
3.0	9.0	24.4	12.0	18.3	15.0	14.7	22.5	9.8	30.0	7.3	45.0	4.9	60.0	3.7
4.0	12.0	18.3	16.0	13.8	20.0	11.0	30.0	7.3	40.0	5.5	60.0	3.7	80.0	2.8
4.5	13.5	16.3	18.0	12.2	22.5	9.8	33.8	6.5	45.0	4.9	67.5	3.3	90.0	2.4

NexiusZoom EVO: working distance and field of view with standard High Wide Field (HWF) 10x / 23 eyepieces

Zoom indication	Auxiliary lens 0.3x WD 287 mm		Auxiliary lens 0.4x WD 220 mm		Auxiliary lens 0.5x WD 183 mm		Auxiliary lens 0.75x WD 105 mm		Objective 1x (standard) WD 110 mm		Auxiliary lens 1.5x WD 53 mm		Auxiliary lens 2x WD 34 mm	
	Total mag.	FoV in mm	Total mag.	FoV in mm	Total mag.	FoV in mm	Total mag.	FoV in mm	Total mag.	FoV in mm	Total mag.	FoV in mm	Total mag.	FoV in mm
0.65	1.95	117.9	2.6	88.5	3.25	70.8	4.9	47.2	6.5	35.4	9.8	23.6	13.0	17.7
1.0	3.0	76.7	4.0	57.5	5.0	46.0	7.5	30.7	10.0	23.0	15.0	15.3	20.0	11.5
1.5	4.5	51.1	6.0	38.3	7.5	30.7	11.3	20.4	15.0	15.3	22.5	10.2	30.0	7.7
2.0	6.0	38.3	8.0	28.8	10.0	23.0	15.0	15.3	20.0	11.5	30.0	7.7	40.0	5.8
2.5	7.5	30.7	10.0	23.0	12.5	18.4	18.8	12.3	25.0	9.2	37.5	6.1	50.0	4.6
3.0	9.0	25.6	12.0	19.2	15.0	15.3	22.5	10.2	30.0	7.7	45.0	5.1	60.0	3.8
3.5	10.5	21.9	14.0	16.4	17.5	13.1	26.3	8.8	35.0	6.6	52.5	4.4	70.0	3.3
4.0	12.0	19.2	16.0	14.4	20.0	11.5	30.0	7.7	40.0	5.8	60.0	3.8	80.0	2.9
4.5	13.5	17.0	18.0	12.8	22.5	10.2	33.8	6.8	45.0	5.1	67.5	3.4	90.0	2.6
5.0	15.0	15.3	20.0	11.5	25.0	9.2	37.5	6.1	50.0	4.6	75.0	3.1	100.0	2.3
5.5	16.5	13.9	22.0	10.5	27.5	8.4	41.3	5.6	55.0	4.2	82.5	2.8	110.0	2.1

WD = working distance, OH = object height, FoV = Field of view, Total mag. = total magnification



Digital Solutions for NexiusZoom

The Euromex digital solution products offer quick and accurate solutions for all industrial applications. Systems for computer and/or stand-alone use are available, all with calibrated measurement functions

Check product quality, save images or videos, generate reports with great ease, high speed and accuracy

This is a selection of the most popular cameras in the field

Detailed information and all models are available in our camera brochure



Digital Solutions CMEX 5, 10 & 20 PRO

The CMEX-5 Pro, -10 Pro and -20 Pro cameras are equipped with a 5.1, 10 or 20 MP CMOS sensor with 12 bits grayscale conversion and a 24 bits color rendering. These cameras are equipped with a USB-3 data interface enabling fast frame rate and are supplied with ImageFocus Alpha software

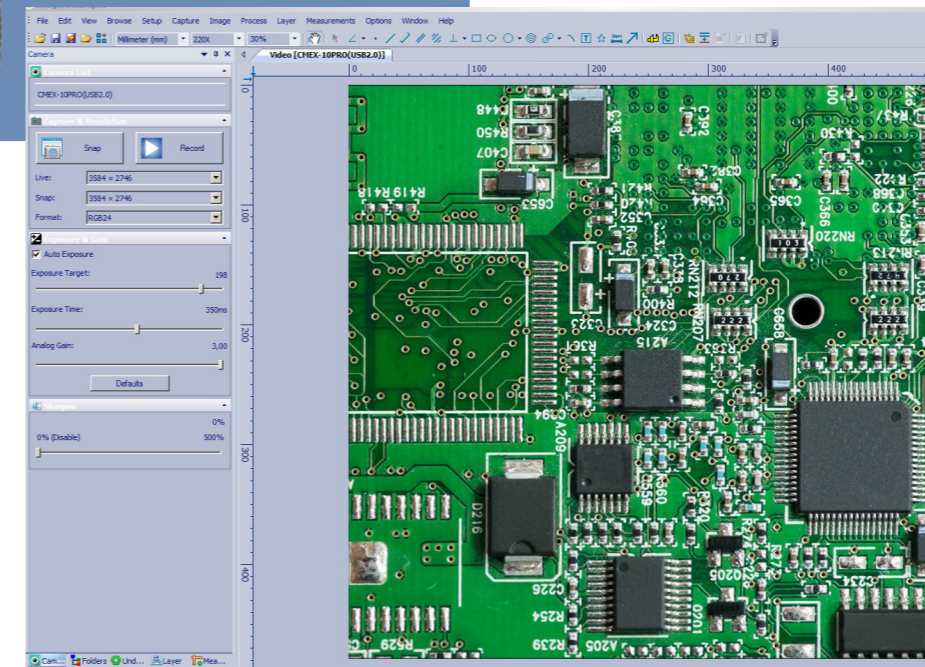
ADVANCED CMEX USB-3, CAMERAS WITH CMOS SENSOR

Besides capturing images and videos, the software allows measurements on still and live images and annotations on captured images

Compatible with Windows 10/11, both 32 and 64 bits configurations. A 2 GB RAM 2.8 GHz computer and 17 inch display is recommended. Also supplied with a Mac OS version



CMEX-20 Pro



The CMEX-5 Pro, -10 Pro and -20 Pro cameras are supplied with USB-3 cable, 30.0 and 30.5 mm adapters to use with stereo microscopes, 1mm/100 (10µm/division) calibration slide. The CMEX-5 Pro and -10 Pro are supplied with a 0.5x C-mount objective, the CMEX-

MODELS	Sensor	Sensor size (inch)	Pixels size (µm)	Exposure time	Resolutions	Max. frames (p/sec)	Signal/Noise (db)	Dynamic (db)	Sensibility	Product number
CMEX-5 Pro	CMOS	1/2.5"	2.2 x 2.2	0.1 ms ~ 2 s	2592 x 1944	16	39	68.0	1.76 V/lux-sec	DC.5000-PRO
					1296 x 972	50				
					640 x 486	98				
CMEX-10 Pro	CMOS	1/2.3"	1.67 x 1.67	0.1 ms ~ 2 s	3584 x 2746	8	35.5	63.5	0.31 V/lux-sec	DC. 10000-PRO
					1792 x 1372	25				
CMEX-20 Pro	CMOS	1/1.8"	1.4 x 1.4	0.2 ms ~ 15 s	5120 x 3840	20	60	39	8.4 ke-/lux-sec	DC. 20000-PRO
					2560 x 1920	45				

Digital Solutions

VC.3034, 3036, 3039 & 3045



The Euromex HD cameras offer the perfect solution to modern microscopy where real-time images are needed. There is no longer a need for use of a computer, because the software is built into the camera and the image can be displayed on any HDMI screen. Save high resolution images and calibrated measurements directly from the camera onto the integrated SD card

HD CAMERAS

The cameras are equipped with high sensitive sensors for low and intense light conditions and are also suitable for coaxial illumination and machine vision applications. The real-time images generated with this camera provide excellent color rendering with frame speeds up to 60 fps

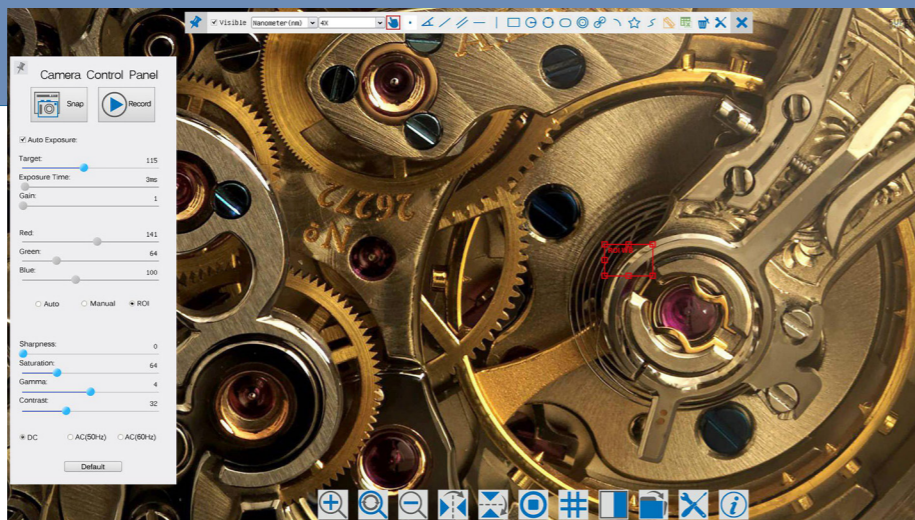
STAND-ALONE MODE

To use these cameras you do not need a computer or have any computer knowledge. Most camera settings are done automatically and therefore these cameras are very user friendly. This results in faster, more flexible and compact working conditions. Simply connect the camera to a high definition HD screen, HD TV with a HDMI input and the system is ready to go. The mouse-driven built-in software of the camera enables captured images and recorded videos (1) to be saved on the integrated SD memory card. Do you still prefer to work via your pc? No problem, just connect the USB cable and enjoy the ImageFocus image analysis software

The popular HD-Ultra and HD-Pro are two of the most popular cameras, the captured images or recorded video's can be very easily reviewed or replayed on the HD screen. Even a full range of calibrated measuring functions are included

⁽¹⁾ English, Chinese Simplified, Traditional Chinese, German, Italian, French, Korean, Japanese, Spanish

⁽²⁾ English, Chinese Simplified, Traditional Chinese, Thai, German, Italian, French, Korean, Japanese, Russian



BUILT-IN SOFTWARE FEATURES (HDMI MODE)

MODELS	HD-Autofocus VC.3034(-HDS)	HD-Ultra VC.3036(-HDS)	HD-Pro HDMI VC.3039(-HDS)	UHD-4K VC.3045
Image capturing	1920 x 1080	3261 x 1840	3840 x 2160	3840 x 2160
Video recording	1920 x 1080 ASF	1920 x 1080 AVI	1920 x 1080 ASF	3840 x 2160 MP4
Browse saved images	•	•	•	•
Browse saved videos	•	•	•	•
SD card storage	32 GB (max. 128 GB)	16 GB (max. 32 GB)	32 GB (max. 128 GB)	32 GB (SD or USB drive)
Mouse driven	•	•	•	•
Auto Exposure	•	•	•	•
Exposure time	0.06 ~ 918 ms	0.001s ~ 10 s	0.04 ~ 1000 ms	0.04 ~ 1000 ms
Gain	•	•	•	•
RGB & white balance	•	•	•	•
Gamma	•	•	•	•
Sharpness	•	•	•	•
Noise reduction	Standard	3D algorithm	3D algorithm	3D algorithm
Saturation & contrast	•	•	•	•
Horiz. & vert. flip	•	•	•	•
Grids	multi	cross/multi	User defined	cross/multi
Autofocus	•	--	--	--
Compare function	•	•	•	•
Measurement functions	live image only	captured & live images	captured & live images	captured & live images
Calibration table	•	•	•	•
Line & free curve	•	•	•	•
Polygon & rectangle	•	•	•	•
Angle	•	•	•	•
Circle 3 points	•	•	•	•
Circle radius	•	•	•	•
Export function	CSV	CSV, Txt	CSV	CSV
Languages	10 ⁽²⁾	9 ⁽¹⁾	10 ⁽²⁾	10 ⁽²⁾



accessories and spare parts

HEADS & EYEPIECES

- NZ.5302** NexiusZoom binocular head without head holder
- NZ.5303** NexiusZoom trinocular head without head holder
- NZ.5312** NexiusZoom EVO binocular head without head holder
- NZ.5313** NexiusZoom EVO trinocular head without head holder

- NZ.6010** Pair of HWF 10x/22 mm eyepieces
- NZ.6010-C** HWF 10x/22 mm eyepiece only with crosshair
- NZ.6010-CM** HWF 10x/22 mm eyepiece only with 10/100 micrometer and crosshairs

- NZ.6015** Pair of HWF 15x/16 mm eyepieces
- NZ.6020** Pair of HWF 20x/12 mm eyepieces
- NZ.6110** HWF 10x/22 mm eyepiece with micrometer
- NZ.6210** Pair of HWF 10x/23 mm eyepieces for NexiusZoom EVO
- NZ.6210-C** HWF 10x/22 mm eyepiece only with crosshair for NZ EVO
- NZ.6210-CM** HWF 10x/22 mm eyepiece only with 10/100 micrometer and crosshairs for NexiusZoom EVO

- NZ.6099** Pair of eyecups



NZ.6210-CM

AUXILIARY LENSES

- NZ.8903** Additional 0.3x lens. Working distance 287 mm. Only suitable for A, AP, U, B and BC stands
- NZ.8904** Additional 0.4x lens. Working distance 220 mm. Only suitable for A, AP, U, B and BC stands
- NZ.8905** Additional 0.5x lens. Working distance 183 mm. Not suitable for S stands
- NZ.8907** Additional 0.75x lens. Working distance 120 mm
- NZ.8915** Additional 1.5x lens. Working distance 45 mm
- NZ.8920** Additional 2.0 lens. Working distance 30 mm. Not suitable for S stands
- NZ.8950** Protection glass window, fits objective

STANDS

- NZ.9000** Ergo pillar stand without illumination
- NZ.9005** Ergo pillar stand with adjustable transmitted 3W LED illumination
- NZ.9010** Ergo rack & pinion stand with 3 W LED illuminators
- NZ.9015** Ergo pillar stand with 3 W LED illuminators
- NZ.9018** Ergonomically designed pillar stand with two 3W goose-neck type incident LED illuminations on each side and a 3W transmitted LED illumination
- NZ.9020** Universal one-arm stand without NexiusZoom head holder and without illumination
- NZ.9025** Black articulated stand with table clamp without holder
- NZ.9027** Articulated arm stand with heavy stan
- NZ.9030** Universal double-arm stand without head holder and without illumination
- NZ.9032** Universal double-arm stand with table clamp without head holder
- NZ.9042** Stand with rotating mirror and transmitted LED illumination
- NZ.9047** Lightweight articulated arm stand, with head holder, without illumination



NZ.9095

HEADHOLDERS

- NZ.9081** Head 76 mm holder for NexiusZoom stereo head NZ.9020/9030 and black universal stand NZ.9025
- NZ.9090** NexiusZoom head holder for NZ.9020/NZ.9030
- NZ.9095** NexiusZoom head holder with fine coarse for NZ.9000/9005/9015/9018/9020/9030/9032 and NZ.9042

STAGES

- NZ.9505** Mechanical 180 x 155 mm X-Y stage with 75 x 55 mm translation and transparent glass plate
- NZ.9524** 360° rotatable round stage with built-in polarization filter for NZ
- NZ.9525** 360° rotatable analyzer in mount to be screwed under head of NZ
- AE.1960** Round positioning table



AE.1112

MISCELLANEOUS

- AE.1112** Stage 76 x 26 mm micrometer slide, 50 mm divided in 500 parts, 100 µm per division
- PB.5245** Lens cleaning paper, 100 sheets per pack
- PB.5274** Iso propyl alcohol 99%, 200 ml
- PB.5275** Cleaning kit: lens fluid, lint free lens tissue/paper, brush, air blower, cotton swabs
- PB.5276** Microscope maintenance and servicing kit, 16pcs: cleaning brush, 6 pcs screwdriver set, air blower, 3 pcs Allen key 1.5, 2, 2.5 mm, lens cleaning fluid 20 ml, cleaning cloth 140 x 140 mm, 100 pcs Lens tissue sheets, tube of maintenance grease, 10 ml bottle of oil, packed in a toolbox
- NZ.9520** Polarization kit: 360° rotatable round stage with built-in polarization filter (NZ.9524) + analyzer in mount to be screwed under head (NZ.9525)
- NZ.9040** Darkfield attachment for NZ
- NZ.9045** Fall protection ring for pillar stands
- NZ.9570** Pair object clamps for standard stage
- NZ.9572** Adjustable GEM object clamp for -P, -PL and -S stands
- NZ.9850** C-mount adapter with 0,5x lens for 1/2 inch cameras
- NZ.9095-ADD** NZ head holder, ADD-ON, with fine and coarse adjustment. For NZ.9000/9005/9015/9018/9020/ 9030/9032 and NZ.9042 stands. Only available with new microscopes
- NZ.9950** Standard plexi-glass object plate, opaque, with black border
- NZ.9956** Pair of object stage plates (black/white)
- NZ.9958** Standard glass object plate, opaque
- NZ.9983-R** 3 W Led replacement unit, incident illumination
- NZ.9983** 3 W Led replacement unit, transmitted illumination
- AE.5130** Universal SLR-adaptor with built-in 2x lens for standard 23.2 mm tube. Needs T2 adapter
- AE.5168-NZ** Heating stage with PID controller up to 50°C. Only supplied with a new microscope
- AE.5025** T2 ring for Nikon D SLR digital camera
- AE.5040** T2 ring for Canon EOS SLR digital camera



NZ.9520



NZ.9040




NZ.9572

ILLUMINATION

- LE.1974** Ring illuminator with 72 LEDs with adjustable light intensity. External power supply 110-240 Vac / 12 Vdc (50/60 Hz). With segment controller. Brightness of 20,000 Lux at 100 mm distance and color temperature of 6500 K. Mounting for stereo head with diameter from 25 to 61 mm
- LE.1973** Ring illuminator with 144 LEDs with adjustable light intensity. External power supply 100-240 Vac / 12 Vdc (50/60 Hz). With segment controller. Brightness of 23,000 Lux at 100 mm distance and color temperature of 6500 K. Mounting for stereo head with diameter from 25 to 61 mm
- LE.5208** Multifunctional dual LED adjustable light source with flexible gooseneck. Equipped with two gooseneck arms
- LE.5210** Euromex cold light illuminator EK-1, 100 W, 110V and 230V models available
- LE.5211** Euromex cold light illuminator, 150 W halogen, 110 V and 230 V models available
- LE.5211-LED** Euromex cold light illuminator LED, 30W high power LED
- LE.5212** Euromex illumination station with two independently controlled goosenecks, a ring light and a transmitted stage illuminator
- LE.5214** Dual arm light conductor, Gooseneck self-sustaining, 50 cm long, 4 mm diameter core
- LE.5215** Triple arm light conductor, Gooseneck self-sustaining, 50 cm long, 4 mm diameter core
- LE.5222** Focusing head suitable for focusing lens LE.5214 and LE.5215 needs LE.5224
- LE.5224** Aspherical focusing lens for mounting in LE.5222
- LE.5260** Interchangeable high power (standard) white 6500 K light guide for NZ.9018/LE.5207/LE.5212, 1 pc (ill. A)
- LE.5261** Interchangeable high power 365 nm flexible arm for NZ.9018/LE.5207/LE.5212, 1 pc (ill. B)
- LE.5262** Interchangeable high power 395 nm flexible arm for NZ.9018/LE.5207/LE.5212, 1 pc (ill. C)
- LE.5263** Interchangeable high power 420 nm flexible are for NZ.9018/LE.5207/LE.5212, 1 pc (ill. D)
- LE.5264** Polarization filter, screw on type for interchangeable self-sustaining gooseneck-type guides for NZ.9018, LE.5207 or LE.5212, 1 pc





Warning:
For your own safety it is highly recommended to wear protective orange glasses when using the 365 nm gooseneck





EUROMEX MICROSCOPEN BV is a leading manufacturer of microscopes and other optical instruments. Founded in 1966, Euromex has become a world-class supplier of biological and stereo microscopes

The corporate office is based in Duiven, The Netherlands. A facility with a 2.000 m2 conditioned logistics warehouse, an opto-mechanical workshop, an R&D department and a high-level quality control department

Around the world, Euromex operates in more than 80 countries through distributors, resellers and agents. A wide variety of customers such as schools and educational institutes, clinical and research laboratories and a broad range of industrial customers are using Euromex microscopes

DISCLAIMER

All information and materials contained in this brochure have been prepared solely for the purpose of providing general information about the products offered by Euromex Microscopen bv. The content of and all information published in this brochure are provided in good faith as a convenience to you and may be used for information purposes only and at all times in accordance with these terms of access

Euromex Microscopen bv does not warrant the completeness or accuracy of information obtained from its website and does not undertake to update or correct its content or the information and/or materials contained on it on a regular basis

Euromex Microscopen bv reserves the right to make improvements and/or changes to (including the removal of) the products described or referred to on the website and to delete and/or move any such information at any time and without notice

Euromex is a registered trademark of Euromex Microscopen bv



ISO 13485 is the medical device industry's most widely used international standard for quality management. Issued by the International Organization for Standardization (ISO), the ISO 13485 standard is an effective solution to meet the comprehensive requirements for a quality management system in the medical device industry



ISO 9001 The Euromex Quality System is certified according to ISO 9001:2015 and supports our pursuit of continuous improvement and our on-going commitment to provide our world-wide customers assurance of product quality

GLOBAL HEADQUARTERS

Euromex Microscopen bv
Typograaf 8
6921 VB Duiven
The Netherlands
Tel: +31 (0) 26 323 22 11
info@euromex.com

EUROPEAN SALES OFFICE

Euromex Microscopen Spain sl
Carretera de Barcelona 88, Entresuelo
Esc. B - Local 9
08302 Mataró, Spain
Tel: +34 (0) 937 415 609
info@euromex.com

